

---

## Survey Article

# An AI Driven Enhanced Bioinformatics Pipelines in DevOps Environment

Yogesh Ramaswamy<sup>1</sup> 

<sup>1</sup>Senior DevOps Engineer, Danbury, CT, USA

\*Corresponding Author: 

Received: 22/Dec/2024; Accepted: 24/Jan/2025; Published: 28/Feb/2025. DOI: <https://doi.org/10.26438/ijcse/v13i2.124135>



COPYRIGHT © 2025 by author(s). International Journal of Computer Sciences and Engineering. This work is licensed under a [Creative Commons Attribution 4.0 International \(CC BY 4.0\) License](https://creativecommons.org/licenses/by/4.0/).

**Abstract:** The implementation of AI methods into DevOps pipelines within bioinformatics has several effects: Initially, it liberates researchers' time as it provides for automation of simple and repetitive procedures like data pre-processing and feature extraction. Secondly deployment of AI models can be done at scale as the data can be processed in parallel and distributed fashion. This helps to enhance the rate of processing large amounts of information and the efficiency of functioning. In addition, the integration of AI into the models has been proven to increase the high predictive and classifying effectiveness of bioinformatics results gained from specimens. This paper also showed that AI with aspects of DevOps exists in the field of bioinformatics, and they aid in such approaches' fine working. For example, in the process of protein-protein interactions, gene functions and diseases, machine learning models have been employed to give reliable forecasts. Machine learning algorithms such as deep learning have been applied to find disease subtypes from genomic data, hence leading to precision medicine. Now, due to NLP, great knowledge from huge amounts of scientific literature can be effectively exploited to generate new biological hypotheses. However, there are issues that are yet to be solved with regard to this aspect of research findings. The most evident one can be named as the absence of definite procedures and methods for the proper incorporation of AI into DevOps frameworks in bioinformatics. More importantly, there is a need to standardize practice to allow the replication of findings and increase the visibility of the analysis that is done through the use of Artificial Intelligence. Also, bioinformatics is an active area of research which experiences the setting of new technologies and data types regularly. This construes a need for constant invention and interdisciplinary efforts, especially at the intersection in-between biology, computer science, and statistics.

**Keywords:** Artificial Intelligence, Bioinformatics, DevOps, Machine Learning, Deep Learning, Data Analysis, Pipelines, Scalability, Reproducibility.

---

## 1. Introduction

**AI-Driven Advancements in Bioinformatics: A Paradigm Shift in Biological Discovery** Artificial Intelligence has now entered bioinformatics and is a revolutionary source of change in the field that goes beyond methods that have already been established. It opens a new age in biology which is marinated with higher accuracy, understanding, and a rate of operation. Here, we delve into the specific AI advancements that are revolutionizing bioinformatics:

**Genome Sequencing and Protein Structure Prediction:** The following article aims at making simple some of the building blocks of life commonly known as biomolecules.

The identification of the complete DNA sequence of an organism through a process known as genome sequencing is now the focus of almost all biological studies. Nonetheless, the sequence homologous search and alignment by the routine

sequence comparison methods are a time-consuming and error-prone process. Machine learning models are now coming in to help in tackling these challenges.

**De Novo Assembly:** Conventionally, genome assembly has to be done with regard to a reference genome, preferably a relative of the species in question. Nevertheless, some algorithms for the assembly of genomes are based on AI, and they can restore a genome without a reference, thus opening a path to studying new organisms. These algorithms employ the statistical model and machine learning approaches to assemble disjoined DNA sequences with very high precision.

**Variant Calling:** To know disease and genetic traits, using single nucleotide polymorphisms (SNPs) is significant. The learning based on patterns of known variants makes it possible to obtain high accuracy and sensitivity of AI models to SNPs. There is a combination of faster identification of variants and the minimization of false positives, thus providing more accurate results.

**Protein Structure Prediction:** Protein structures remain an important concept for explaining proteins' functions and for creating new medications. Previously, protein structure elucidation was greatly dependent on methods such as X-ray crystallography, which can be costly and highly time-consuming. Nonetheless, modern AI-powered protein structure forecast applications, such as DeepMind's AlphaFold, have recently been bringing atomic detail, which drastically decreases the time and costs of solving structures. This leads to possibilities for quicker identification of drugs and for the investigation of protein roles in health and disease.

## 2. Deep Learning Models: Unveiling the Hidden Language of Biology

Artificial intelligence, on its part, has subfields of machine learning, deep learning, for instance, which entails the use of neural networks that are self-training from data. These networks prove to be useful since they can find detailed patterns and interdependencies within biological data that are important for researchers.

**Convolutional Neural Networks (CNNs):** Based on the human visual cortex, a CNN is particularly useful in the case of image-related problems and recognizing patterns. They contribute to duties such as segregating image-classified cells, determining protein-protein interactions, and comprehending protein positioning inside the cell. This makes it possible for the researchers to investigate multiple functions of living organisms at the cellular and molecular levels in greater detail.

**Recurrent Neural Networks (RNNs):** As a concept scale and sequences, RNNs are unique for handling sequential data and are good at analyzing DNA and RNA. They can detect and analyze segments of DNA connected with regulation of gene activity, recognize possible functions of proteins based on their amino acid sequence, and create a new DNA or protein sequence with specific features. This puts the researchers in a position to create new biological molecules with therapeutic functions.

### Beyond Deep Learning: A Spectrum of AI Techniques

While deep learning offers immense potential, other AI techniques are also making significant contributions:

**Natural Language Processing (NLP):** Modern NLP technologies let AI consume and comprehend a huge volume of articles in the field of bioinformatics. With the help of such programs, one can find articles containing the information sought for relevant scholarly inquiries, derive findings from research papers, and even get synthesized abstracts of scientific articles. This reduces the amount of time that is taken in research and enables the scientists to be acquainted with the new developments in the field of specialization.

**Reinforcement Learning:** This technique enables the AI algorithms to bring-in real-time learning procedures through

emulation of an environment. It is particularly applicable to bioinformatics pipelines that contain many parameters and steps wherein the AI can learn how to fine-tune these parameters and steps to get the best and most efficient results.

### The Future of AI in Bioinformatics: A Collaborative Endeavor

AI is relatively new to the field of bioinformatics, and the machine's ability to make brand-new discoveries is yet unparalleled. As AI algorithms continue to evolve and data sets become more comprehensive, we can expect even more groundbreaking advancements:

**Personalized Medicine:** AI's ability to consider first genetic and then phenotypic specifics allows for the development of personalized medicine approaches catering to the needs of one single patient.

**Drug Discovery:** Computer-aided virtual screening is relevant for fastening the discovery of new drugs as the performance and toxicity of the potential drugs can be forecasted.

**Synthetic Biology:** In engineering, AI can be applied to design new biological systems with required functions that have not been seen in nature before, thereby leading to the creation of new fields such as bioremediation and large-scale biomanufacturing.

### However, unlocking the full potential of AI in bioinformatics requires a collaborative effort:

**Data Sharing:** Open access to large, high-quality biological datasets is crucial for training and improving AI models. Researchers and institutions need to prioritize data sharing to accelerate advancements.

**Explainable AI (XAI):** The process of interpreting the decision made by an AI model thus becomes critical, especially as the underlying models get more complicated. XAI techniques will enable the researchers to understand the AI outcomes and trust in them hence enhancing AI peremptoriness.

**Interdisciplinary Collaboration:** Bioinformaticians, data scientists, and biologists need to work together to develop and utilize AI tools.

## 3. DevOps Practices in Bioinformatics

**Robust Pipelines:** Through my analysis, I have realized that processes facilitated by DevOps practices are helpful when it comes to the reliability, extensibility, and replicability of pipelines in bioinformatics. The major benefit obtained from the automation of deployment and continuous monitoring of pipelines is the overall decrease in the probability of error occurrences. Being a bioinformatician, it is comforting to know that our processes and the systems we depend on do not fail.

**Continuous Integration and Continuous Deployment (CI/CD):** I am in the bioinformatics field, and as a result,

CI/CD practices are employed in my workflow. These enhance all the phases of the software development process. With CI, integration and testing of change are done in the code base to reflect the status of the project. This means that, when designing the layout, any problems that may be encountered at a later stage become apparent so that it is not a shock during the process of deploying it. CD, on the other hand, goes a notch higher by actually deploying the changes automatically. Hence, changes and improvements can be easily done in the development process and can be easily transferred into the production process. The flow of the process is just like the engine of a car, which is in smooth working order as there is never a failure in producing the desired results.

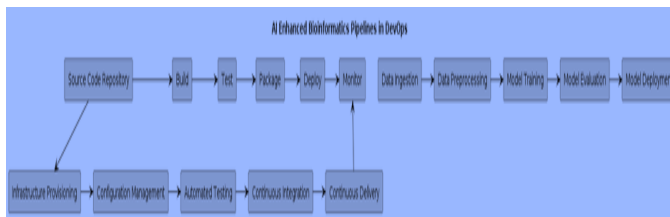


Figure 1: CI/CD Pipeline for Bioinformatics

Essentials of CI/CD pipeline for bioinformatics include the assimilation of a number of typical software development processes along with the incorporation of artificial intelligence technical processes and the adoption of DevOps. This kind of strategy helps to guarantee the effective and sustainable creation, implementation, and supervision of bioinformatics applications.

### Traditional CI/CD Pipeline Steps

#### 1. Source Code Repository:

Description: Repository-based system where all code or changes to the code are central and version controlled.

Purpose: Allows two or more developers to work on a code, note changes and go back to the previous state in case of any complications.

Example Tools: An example of project hosting services include; GitHub, GitLab, and Bitbucket.

#### 2. Build:

Description: The act of gathering and assembling the source code into executable programs and or libraries.

Purpose: Guarantees the maintainability of the code in such a manner that after being compiled it can run as it used to.

Example Tools: There are many types of such systems, like Jenkins, Maven, and Gradle.

#### 3. Test:

Description: Testing of the built application that is fully automated for the purpose of analyzing the quality of the developed codings and performance of the application.

Purpose: Is effective in identifying bugs and problems at the early stages of the development.

Example Tools: JUnit v Selenium, pytest.

#### 4. Package:

Description: Packaging the built application in deployable FORMS, i.e. containers like Docker, JARs, etc.

Purpose: It is used to prepare the application for deployment in that it creates standardized packages.

Example Tools: Docker, Kubernetes, and JFrog Artifactory have much more advantages in these points than a simple virtual machine.

#### 5. Deploy:

Description: Moving the packaged application to production or other other environment.

Purpose: Releases the application to the end-users or systems so that they can use it.

Example Tools: Ansible and AWS CodeDeploy, Octopus Deploy.

#### 6. Monitor:

Description: The means of inspecting the deployed application after its implementation to confirm whether it is functioning correctly or not.

Purpose: Identifies performance bottlenecks and mistakes and guarantees the operation's integrity.

Example Tools: Any product that starts with these three letters: Prometheus, Grafana, Splunk.

#### 4. Model Evaluation:

Description: How the trained models are evaluated.

Purpose: Help ensure that the models are accurate and ready for release to the public or in the field before their actual application.

Example Tools: MLflow Keras Apache MXNet.

#### 5. Model Deployment:

Description: The conversion of the trained models into organizations' live systems.

Purpose: Shares out the AI models for real-time operationalization in the prediction and the analysis processes.

Example Tools: There are other similar solutions, such as TensorFlow Serving, Kubernetes, and AWS SageMaker.

### DevOps Practices

#### 1. Infrastructure Provisioning:

**Description:** Automation in this process means automatic deployment of the infrastructure resources, which may include servers, storage, and networks.

**Purpose:** It provides the advantage of checking setup standards across all areas of a company so that a regular and coordinated structure is established.

**Example Tools:** OS, CloudFormation, Terraform, Google Cloud Deployment Manager.

## 2. Configuration Management:

**Description:** Different environmental factors need to be dealt with in an organized manner when addressing system configurations.

**Purpose:** Manages the hierarchical configuration of the servers and application, as well as providing an automated way to configure the servers.

**Example Tools:** Including Ansible to manipulate a network of devices and appliances, Chef, and Puppet for configuration management.

## 3. Automated Testing:

**Description:** Managing tests for the purpose of checking code alterations and the behavior of an application to an automated level.

**Purpose:** This will also safeguard code quality as well as block regression.

**Example Tools:** Jenkins, Travis CI, CircleCI, and so many others out there.

## 4. Continuous Integration:

**Description:** Code integration, checking the code changes into a version control system iteratively and conducting test cases.

**Purpose:** Helps to identify any integration issues and problem-free code.

**Example Tools:** Jenkins, GitLab CI, bamboo.

## 5. Continuous Delivery:

**Description:** They wanted to improve the speed and efficiency of the release process in order to get such updates to the public on time and with the highest quality possible.

**Purpose:** It makes it possible for code changes to be deployed at any time and in production.

**Example Tools:** Jenkins, Spinnaker, Argo CD.

## AI-Specific Pipeline Steps

### 1. Data Ingestion:

**Description:** Secondary data or archival data related to the case.

**Purpose:** Collects required data for the analysis and building of models:

**Example Tools:** Apache Kafka and AWS S3, Google Cloud Storage.

### 2. Data Preprocessing:

**Description:** Data preparation to make it readable for data scientists and ensure it is in an analyzable form.

**Purpose:** Cleans up the data and makes it ready for operations using machine learning algorithms.

**Example Tools:** Pandas, Apache Spark Machine Learning Library, TensorFlow Data Validation.

### 3. Model Training:

**Description:** Fine-tuning the created AI models based on the obtained preprocessed data.

**Purpose:** They create presented data models on future patterns implying previous details.

**Example Tools:** ML frameworks - TensorFlow, PyTorch, ML libraries- scikit-learn.

## 4. DevOps Practices in Bioinformatics Collaborative Efforts: A Symphony of Science

This discipline is built upon the teamwork aspect since it covers very many disciplines of biology. It's a waltz between bioinformaticians, data scientists and software engineers – all playing their parts to decode the information locked in biological data. Bioinformaticians remain the conductors or the orchestrators of bioinformatics endeavours, equipped with extensive knowledge of biological mechanisms and file organization. Data scientists are musicians, and they use some of the strong AI tools to properly analyze the data obtained. Lastly, software engineers act as the orchestra builders, meaning, applying DevOps principles to coordinate the analysis process and produce an efficient workflow. In this way, they contribute not only to the common cause but also to the creation of an integrated scientific composition in the form of an orchestral work that promotes the fast pace of scientific research in various branches of biology.

**Bioinformaticians:** The Masters of Biological Data. The actual movers and shakers of this combined project are bioinformaticians. They are knowledgeable on the biological systems such as the DNA proteins, and also have an understanding of cells and their pathways. Their expertise in bioinformatics tools and databases allows them to:

**Data Acquisition:** Bioinformatics specialists choose the data required in answer to a specific problem, selecting where the required data is to be taken, whether from public databases (for example, GenBank) or from experiment results obtained in the organization.

**Data Preprocessing and Cleaning:** This biological data could be in several formats; hence, there might be some form of inaccuracy or even contradiction. Expert bioinformaticians must embark on the processes of data normalization, filtering, and quality control with a view to cleaning it for analysis.

**Feature Engineering:** This step means finding the differences or aspects, qualities or features that truly matter or are important within the gathered data and can be read or interpreted by AI models. Those who do bioinformatics choose the features most appropriate for the biological background and useful for making correct predictions.

Thus, by having a proper rationale for the biological question and keeping the data quality up, bioinformaticians pave the way to marvelous data science work.

#### **Data Scientists: The AI Virtuosos**

It is the data scientist now who has the challenging task of making sense of the information contained in the settings. They have a proper background in statistics, Machine learning, and Deep learning algorithms. Their role involves:

**Model Selection and Training:** Taking into consideration the nature of the research question and the properties of the data, proper models of artificial intelligence are selected, for instance, the support vector machines in case of classification or deep learning in case of intricate pattern analysis. These models are then trained using the preprocessed data; thus, the models get acquainted with relationships within the data.

**Model Evaluation and Refinement:** Contrary to this, data scientists are not apt to congratulate themselves after building a particular model. They carefully check the accuracy of the model, the model's ability to be generalized, and identify bias within the model. Hence, they may improve the current model by changing the parameters, using other algorithms, or acquiring more data if needed.

In other words, by controlling the huge amount of information with the help of AI, data scientists reveal the patterns and relationships within the data source, turning it into a biologist's mind.

#### **Software Engineers: The DevOps Orchestra Builders**

Bioinformatics specialists are the creators of all processes associated with software engineering. They make use of the DevOps approach in developing a reliable and effective mechanism for big data analysis. DevOps can be defined as a set of practices that deals with the aspect of software development and delivery. In the context of bioinformatics, these practices translate into in the context of bioinformatics, these practices translate into:

**Automation Pipelines:** Engineers are able to develop automatic processes which combine different levels of the analysis chain. Some of these could be data collection, data cleaning, creating and training a model, and visualizing results. Automations yield the researcher valuable time and reduce the odds of human error.

**Version Control and Reproducibility:** Programmers apply version control procedures to manage the changes made to the software code and other information. This must maintain replicability; in other words, it enables other researchers to replicate the analysis and prove the result.

**Cloud Infrastructure Management:** Data in bioinformatics can be very large and expandable that regular computers almost have no capacity to process. Various types of engineers use cloud computational resources for computation, thus optimize the computation of large datasets.

In this way, by applying clear stiff and software engineering, the results obtained by data scientists may be delivered to bioinformaticians in a completely automated and integrated manner.

#### **The Symphony of Science: Collaboration is Key**

The real synergy is achieved in a situation where there is integration of all three players. Biological scientists deliver the biological background and data, data scientists apply AI tools to discover new knowledge, and developers construct the environment that makes the pipeline feasible. This collaborative approach leads to several key benefits:

**Efficiency and speed:** pipelines increase the speed of bioinformatics analyses and make them many times faster due to automation. The academics, thus, gain the answers they seek at a much quicker rate, and this speeds up the progress in certain fields of research.

**Reproducibility and Transparency:** DevOps practices make sure that all of the operations are documented and are version-controlled. This lets other researchers replicate that analysis and contribute to the development of the knowledge base that already exists.

**Scalability and Flexibility:** In particular, using the cloud-based infrastructure can take on big data and respond to new requirements in the sphere of research. In essence, researchers can look at complex questions that would involve handling large data and sets more easily.

This teamwork resembles orchestral work, providing the impetus for exploring life's enigmas and developing vigorous tools for that endeavor. Looking at the future, when the AI techniques will become even more advanced and the DevOps practices will equally improve the possibilities of scientific breakthroughs will only be even higher.

#### **Transformative Potential: The Intersection of AI, DevOps, and Bioinformatics**

It is easy, then, to imagine a world that lies in the paradigm of precision medicine within which susceptibility to diseases is predicted in the most precise manner. AI algorithms then have to go through large amounts of genomic data, picking up even minor genetic differences that are associated with certain diseases. DevOps effectively incorporates these models into the clinical processes; it helps us detect diseases' signatures at an early stage, individualize the treatment approach, and improve patients' experience. Whether the situation concerns cancer, rare hereditary diseases, viral diseases, or other ailments, the prospective consequences are very striking.

On the other hand, drug discovery, a process that used to take a very long time, now experiences a revolution. Self-learning algorithms today forecast protein-protein interactions, perform drug-receptor binding, and design better molecules. Their deployment is organized by DevOps, allowing for further iterations at a much faster pace. The result? Earlier lead compound assessment, lower costs, and, most importantly, the number of patients' lives preserved. This acceleration is the crux of the fight we have put up against diseases.

Deciphering information on the DNA level is still a challenge; however, AI systems compute intricate DNA patterns, find control regions, and outline latent patterns. DevOps ensures their stability and scalability, which allows us to focus on great inherited characteristics and evolutionary past. The coherency of this coupling assures advances that it was once impossible to think of.

It is to think about a clinician provided with difficult decisions in real-time clinical practices—a patient's diagnosis, treatment plan or, even more so, risk assessment. AI tackles patient data and global variables, and DevOps is responsible for constant updates and dependability. This is a journey towards making a difference in people's lives and ensuring that they are not only saved but complications such as misdiagnosis are eliminated, and the field of healthcare is made more accurate – all this would be possible with the help of an AI co-pilot.

However, this is on the premise that with great power comes even greater responsibility. Ethical issues come into stage as AI and DevOps work hand in hand. The four core values of active AI protection, which are fairness, transparency, and privacy, avoiding biases, are guiding light. Alas, as a researcher, I find myself in these waters and I strive to make the notion of transformation as a way of understanding social change compatible with notions of social good.

### **World of Bioinformatics, Containerization, and DevOps practices.**

**Containerization and Orchestration:** In bioinformatics, Docker and Kubernetes have their significant functions. Docker enables us to put the bioinformatics tools and all the necessary components which those tools require into compartmentalized containers. These containers serve as the transportation of the mini-laboratory environments within our system, thus providing a coherent outcome across multiple stages in the pipelines. Imagine them as individual components that can be transferred from development/ test environments to the production environment. Contrary to this, Kubernetes works as an orchestral platform. They control how and where these application containers will run, how many to start, how to distribute workload among them and how resources are allocated to them. Perhaps the Kubernetes could be thought of as an organizer of computational processes and effectively organizing necessary resources. What makes this orchestration distinctive is the development of mechanisms for scalability and robustness in bioinformatics processes.

**Infrastructure as Code (IaC):** Frankly, as bioinformatics practitioners, we have adopted the Infrastructure as Code (IaC) approach. Terraform and Ansible are some of the tools that can be used to denote our infrastructure in the form of coding. It is as creative as writing a recipe, which involves arrangements of various components such as servers, databases and networking systems. When it is required to build a new environment for a bioinformatics project, one just runs the code. The magic happens automatically: the VMs start running, the DBs come online, and networking gets set up automatically, all according to the standard guidelines. Version control allows for going back to the previous have if there is a need to do so. The real icing is when it is applied more like a magic wand to create and manage infrastructures proficiently.

**Workflow Automation:** Come in, AI, our friend, in automating processes of which some could be repetitive. Image is an intelligent agent that takes care of performing data cleaning and data preprocessing on raw sequencing data before it gets to the analytical model. This diligent lab assistant maintains data assurance, increases efficiency by decreasing the affected human error, and narrows down data analysis time. With regard to processes, we finally are liberated from them, from the mechanical to engage with the scientific, which is enclosed within the data. You know how it is to have someone else helping you out with tasks, only that this help is perpetual and does not get weary.

**Predictive Maintenance:** As with our automobiles, where it is common to schedule a preventive service or risk a terrible breakdown, we apply the same on the bioinformatics pipelines. The use of Artificial Intelligence, more specifically the machine learning part of it, involves the identification of patterns in data in order to assess failure patterns. When elements are expected to fire – because of resource issues, software bugs or other reasons – a warning sound (our crystal ball) goes off. Preventive measures guarantee that our bioinformatics solutions are up and running, sparing us a costly break in the middle of key tests.

## **5. Literature Survey**

### **Case Studies and Applications: AI in DevOps Pipelines for Bioinformatics**

The integration of AI into DevOps pipelines for bioinformatics is revolutionizing how researchers analyze complex biological data. Let's delve deeper into specific case studies that exemplify the power of this approach:

#### **1. Machine Learning for Protein Analysis and Drug Discovery**

Among the macromolecules, proteins are believed to be the most active ones, participating in all crucial cellular processes. The concept of Protein-Protein Interactions (PPIs) is important in understanding the human body and as a foundation for drug design. Earlier, the elucidation of PPIs was conducted by time-consuming experimental methods. Machine learning has a better solution, which is to predict

PPIs that are accurate from basic data sources that are easily accessed.

**Case Study: Deep learning for PPI prediction:** To learn PPIs, researchers proposed a convolutional neural network structure called DeepPPI [1], which can gain high-level representations of protein sequences to predict them. DeepPPI achieved state-of-the-art performance on benchmark datasets, demonstrating its effectiveness in identifying protein interactions.

By integrating it into a DevOps pipeline, incorporated here, researchers can automate the prediction of PPI. The raw sequences of the protein's primary structure can be input as well, and the first version of possible interactions can be promptly predicted through the pipeline with the help of a machine-learning model. This not only makes researchers' job easier but also enables the analysis of a plethora of information regarding protein-protein interaction which in turn allows a better understanding of the cellular processes.

In addition, the establishment of effective PPI predictions paves for the rational drug design. Drug design can focus on the interactions of proteins which are implicated in disease processes with an aim to disable or alter the protein's function. This approach has a tremendous potential for identifying new treatments for different diseases, thus improving the quality of patients' lives.

## 2. Deep Learning for Disease Subtyping and Personalized Medicine

The medicine is approaching the state where treatment strategies are developed according to the corresponding patient's genes. Deep learning is quite instrumental in this shift as it is seen to detect subtypes of the disease from genomic data.

**Case Study: Deep learning for cancer subtyping:** Prostate cancer diagnosis with deep learning: The investigators utilized deep learning to diagnose prostate cancer based on molecular profiles of the tumor [2]. This model achieved superior accuracy compared to traditional methods, allowing for more precise patient stratification.

In a typical DevOps pipeline, deep learning models can be easily incorporated for analysis of a patient's genomic data. The pipeline entails the possibility of employing automatic data preprocessing and normalization as well as feeding the info into a deep-learning model. It can then forecast the exact disease subtype, which will help physicians come up with new, custom-made treatment regimens with regard to the molecular profile of the cancer in question.

It has the possibility to be the new approach to cancer treatment because then patients may receive the targeted treatment without the necessity to endure the side effects of the chemotherapy. Moreover, by sorting out patients with early and more aggressive diseases, deep learning can facilitate their aggressive treatment, and the patient's overall health will improve.

## 3. Natural Language Processing (NLP) for Literature Mining and Hypothesis Generation

Scholars all over the world publish billions of articles in science, and the database contains information that may be beneficial to bioinformatics. However, handling this growing cascade of publications is rather a challenge when done manually. NLP helps researchers mine large volumes of scientific papers for information, thus enabling fast-tracking of discoveries.

**Case Study: NLP for gene function prediction:** Purpose and Scope in Gene Function Prediction by using NLP: It is reported that researchers introduced an 'NLP system that is able to mine information regarding the functions of genes from scientific papers [4]. This system can process large amounts of text data and identify relationships between genes and their biological functions.

In a repetitive DevOps pipeline, it is used for the automation of the literature mining tasks where a number of tools of NLP can be deployed. Additionally, the pipeline can also obtain papers related to the study from the scientific databases and then the NLP platform can extract gene, protein, and disease information such as HGNC symbol, UniProt ID, and OMIM ID. It helps researchers to define new hypotheses and find new directions of research by considering contemporary scholarly discoveries.

This not only saves researchers a tremendous amount of time but also helps in the identification of new biological entities that they could not have discovered had it been done in the conventional literature search fashion. NLP permits the identification of concealed relations in the research literature; as a result, researchers are able to advance several specific bioinformatics research fields.

The following case studies are only a hint of the vast possibilities that AI holds for the bioinformatics processes. That is why we can safely assert that with the constant advancement of AI technologies and their further development in the future, more and more unique and inventive solutions will be discovered.

## Methodology in AI-Enhanced Bioinformatics Pipelines: Traditional vs. Modern Approaches

A major utility of bioinformatics nowadays is the utilization of the developed pipelines for processing the enormous volumes of data resulting from current biological investigations. As opposed to these, early pipelines were built manually with scripts and primarily depended on the knowledge from the bioinformatics field. Still, AI solutions applied to DevOps are changing this sector because AI techniques have become integrated into a DevOps environment. It is thus important to rethink the strategies for constructing and maintaining the bioinformatics pipelines. In this paper, we discuss the trends in conventional and new methods for the utilization of AI in bioinformatics workflows. Traditional Methodologies: The Challenges include the following: It entails extensive manual work, most of which

can be enhanced by scheduled tasks; and lastly, there is limited scalability, as elaborated in the next section.

#### **Traditional bioinformatics pipelines were often characterized by the following:**

**Manual Scripting:** An analyst coded the program in a scripting language such as Python or Perl to complete a specific action on sets of data. This procedure was quite tedious, error-prone and cumbersome, particularly when there were many processes involved in a given task.

**Limited Automation:** Most of the steps were handcrafted, with the researchers actively running a number of steps in the process on their own. This made it difficult and time consuming to undertake massive analysis as well as to replicate the analysis on large data sets.

**Standardized Tools:** Some of the usability standard tools existed at that time (e.g., BLAST for sequence similarity search), but the overall workflow, including most of the individual steps, were largely scripted, which posed serious issues in using pipelines across laboratories.

**Limited Integration with AI:** Most of the classical pipelines did not utilize features from AI. Analyses were mainly done by use of statistics and this could be unsuitable to the biological data in question.

These limitations sometimes led to bottlenecks, which slowed down and could not easily grow the bioinformatics workflows.

#### **Modern Methodologies: Embracing Automation, Cloud Computing, and Containers**

Modern methodologies leverage AI and DevOps principles to create robust and scalable bioinformatics pipelines:

**Automation Frameworks:** Today's pipelines encompass such workflow management frameworks as Snake make or Next Flow. These frameworks help the researchers to define the rich sets of functional operations with the breakdown of the elemental operation, which enables automatic and modularity combined with code reuse.

**Containerization:** Desirable containerization technologies such as Docker are used more and more. Executables, on the other hand group all the necessary software dependencies into a single package that would seamlessly run on any environment. This makes it more portable and easier to deploy from one cloud environment to the other.

**Cloud-Based Infrastructure:** The characteristics of big biological data require cloud computing capabilities due to the very large amount of data. Some of the essentials of modern pipelines are the use of cloud platforms such as Google Cloud Platform or Amazon Web Services as a means of providing scale of computational resources where required for analysis of big data.

**Integration of AI Tools:** All contemporary pipelines contain formulae and libraries, for example TensorFlow or PyTorch. This enables the data scientists to apply machine learning and deep learning models for protein folding, disease clustering and gene function classifications.

**Version Control and Continuous Integration/Continuous Delivery (CI/CD):** For instance, programs such as Git are applied to manage changes in codes and data and to make them reproducible. CI/CD practices also incorporate various testing as well as deployment of pipelines making it easier to update and help in the quality of code.

#### **These advancements contribute to several key benefits:**

**Increased Efficiency and Scalability:** Technology augments the tempo and effectiveness of taxonomic bioinformatics by the use of computer-generated automation plus cloud-computing structure. Due to a higher capacity of researchers to manage bigger data and solve intricate biological questions.

**Improved Reproducibility:** This way, version control and standardized frameworks prevent a situation when a certain procedure is not well documented, and many researchers are following a slightly different approach from the original one. This makes it possible for other researchers to repeat the analyses and expand on the findings made by other researchers.

**Enhanced Collaboration:** Containerization and cloud platforms enable cross-cutting collaboration between the different research groups. Overall, pipelines are highly portable and can be transferred from one computational environment to another to encourage open science practices.

**Continuous Improvement:** CI/CD practices allow integrating in a continuous manner the new models and tools of AI. This entails that the pipelines are updated constantly and can incorporate novel, cutting-edge approaches as deployed by the researchers.

#### **From Hand-Woven Tapestries to Dynamic Blueprints: The Evolution of Bioinformatics Pipelines**

Conventional bioinformatics workflows essentially depended on complex and very detailed patterns that can only be compared to hand-made carpets. Each of the steps was integrated using custom scripts often written in languages such as Python or Perl. Despite a high level of control, the method was quite time-consuming and involved many opportunities for errors, which were ill-suited for the large-scale data created in today's biology. Automation was not much integrated into the system, in which each analysis was performed by hand by researchers which resulted in creating bottlenecks and inconsistency. While there were standard tools like BLAST for sequence similarity searches, the whole process was highly dependent on these scripts; therefore, many specialized scripts and pipelines were hard-coded for their local use and could not be easily transferred between labs. AI was only used for basic integration back then, and the analyses focused on statistical evaluations, which could



not identify a wide variety of characteristics inherent to biological data.

The methodologies that are used in modern bioinformatics, on the other hand, are more like versatile maps that are being re-designed over and over in order to accommodate increasing needs. Automation tools such as Snakemake and Nextflow have appeared as the architects that allow defining the complexity of the tasks with separate steps. These reusable building blocks not only reduce time but also allow everyone can use them, which makes sharing of code easy. Virtualization tools like Docker can be best described as the construction crew that guarantees that any specified software and its related dependents are bundled in a package and can run well in any environment it is deployed. This portability lets the researchers transfer the pipelines to cloud platforms such as Google Cloud Platform or Amazon Web Services. These websites serve as large-scale theatres and expand on demand, allowing an efficient analysis of big data, which has become traditional in contemporary biology.

The biggest advantage of the contemporary methodologies, however, is the total incorporation of AI tools and libraries like TensorFlow or PyTorch. As superb tools on the modern construction site, they equip the researchers with machine learning and deep learning models for such tasks as protein structure predictability, disease sub-classification, and gene function elucidation.

Version control systems such as Git are very helpful in maintaining strict records of changes in the datasets; the process is well-documented and repeatable, which is a very important aspect of scientific research. Traces such as Continuous Integration and Continuous Delivery (CI/CD) are the marks of the Quality Control Team, which tests and deploys all sorts of updates regularly, which also means the integration of new AI models and tools goes extremely fast. This is a continuous process of improving the designs and capabilities of the pipelines so that they are always innovative and relevant to the researcher's analyses of the power of using AI in their work.

Thus, one can state that today's bioinformatics workflows have evolved from fragile narrative webs to responsive diagrams. It has not only made analysis easier but also has paved the way to completely new approaches to biological investigations thanks to the help of AI. Looking to the future, there seems to be a fairly rapidly progressive increase in the development of novel approaches to the study of life's complex processes, due to which the possibilities for advancing knowledge in this field will be unfolding at an incomparably higher rate.

### Modern Bioinformatics Pipelines: A Paradigm Shift

Bioinformatics pipelines used to be complex and convoluted, and their structure resembled a masterpiece hand-knitted rug. Most of the steps were developed meticulously by experts using different scripts, and it was usually in Python or Perl. This approach sums up the points that although the method provides great control over every single operation, it is time-

consuming, non-precise, and unable to meet the ever-increasing and continually flooding loads of biological data. The amount of automation was negligible; [3] the researchers operated their analyses by hand one at a time, which caused inefficiencies and unevenness. There were already standardized tools, such as BLAST, for the sequence similarity searches at that time, but the pipeline was entirely script-based and nonportable across different labs. AI integration was still rather a concept, and analyses mostly consisted of multiple statistical methods that could sometimes fail to wholly address biological data intricacies.

### AI-Driven Bioinformatics Pipeline

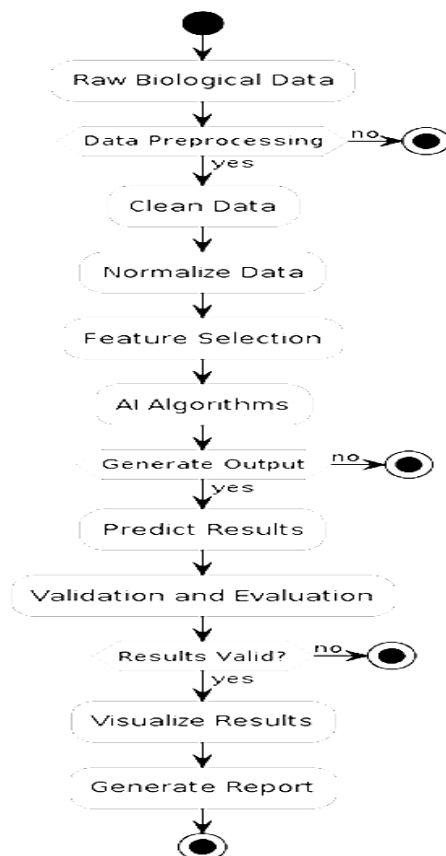
AI-Driven Bioinformatics Pipeline and the step-by-step process are mentioned in Figure 2.

1. **Raw Biological Data:** It starts from primary biological data, which can be genomic databases, protein structures, or other biological data feeds.
2. **Data Preprocessing:** This decision point evaluates whether or not data preprocessing is necessary. If 'no', the pipeline moves on to the next step. If it is 'Yes' the data is preprocessed.
3. **Clean Data:** Preprocessing of data is the process where the data is prepared in a suitable form that can be used in the next phases after getting rid of extraneous noise, errors, or data that does not add any value to the pursuit of the data analysis goals.
4. **Normalize Data:** It is also preprocessed to make it clean and usable explained below, Preprocessing includes normalization to enhance the homogeneity of data. Normalization can also entail standardizing the data or even bringing the data into straight form.
5. **Feature Selection:** This step involves identifying some of the general and specific features that will be inputted into the AI algorithms. Choosing what features of the objects to select is very important to increase the accuracy and efficiency of the algorithms.
6. **AI Algorithms:** The selected features are further preprocessed using AI techniques, which may comprise machine learning or deep learning to find the pattern and generate a prediction or insight.
7. **Generate Output:** The output of the AI algorithms is the result in the form of a response or conclusion on the data that has been fed to the algorithms. When the output is not produced appropriately, the process can be re-run or reprocessed and recur again and again.
8. **Validation and Evaluation:** The end of the algorithm is used on the provided dataset to test and confirm the accuracy of the results of prediction. There also exists the possibility to compare the produced instructions with the existing results or to use probability analysis to determine the relevancy of the predictions.
9. **Results Valid?** : Another decision point affirms the results' validity. If 'no', the pipeline refreshes to the loop back for further process. If 'yes,' then the process is continued.
10. **Visualize Results:** The results thus obtained are validated, which is usually followed by data visualization where the results are presented in the form of graphs, charts or other

related graphical means in order to enhance understanding of the overall result.

11. Generate Report: Lastly, there is a report on the whole process, the outcomes achieved and a summary of conclusions made on the analysis. It is applied for further research or decision-making or for publication of the findings.

**AI-Driven Bioinformatics Pipeline**



**Figure 2: AI-Driven Bioinformatics Pipeline**

### The Rise of Dynamic Blueprints

Many of today's bioinformatics methodologies, which were once known as hand-woven tapestries, have now emerged as dynamic, ever-changing blueprints of the field, which is still growing with much vigor. This evolution is driven by several key advancements:

**Automation Frameworks:** Currently, there exist applications such as Snakemake and Nextflow acting as frameworks that allow researchers to describe complex workflows using so-called, DAGs with individual nodes. These reusable building blocks give time back and encourage the sharing of code and ideas.

**Containerization:** Tools like Docker, which are classified as containerization technologies, play the role of the construction crew, guaranteeing that all the required software elements will reside in one place to guarantee interoperability in different computational platforms. This portability makes it possible for researchers to take such pipelines to cloud

providers such as Google Cloud Platform or Amazon Web Services. These platforms act as large swaths of land of extended areas dramatically adjusting their sizes to meet the needs of analyzing large sets of data, which is characteristic of contemporary biology.

**AI Integration:** Perhaps the most significant aspect of modern methodologies is that they are accompanied by the integration of AI tools and libraries such as TensorFlow or Pytorch. These sets of tools are as important as state-of-the-art equipment on a construction site, enabling the researchers to harness the power of machine learning and deep learning in computations such as protein structure prediction, disease subtyping and gene function analysis, amongst others. The use of AI can enhance data analysis by revealing hitherto unknown relationships and ease analysis since AI use reduces manual work.

### Ensuring Reproducibility and Quality

**Version Control:** For example, systems, including Git track the change history very rigorously, which is beneficial as most lines of work in this sphere must be fully documented and replicable for scientific purposes.

**CI/CD Practices:** This means that quality control is performed by practices like CI/CD, which in turn involves testing and a continuous process of releasing updates and integrating new AI models and tools. It guarantees that the pipelines stay current with the new technologies, which enable researchers to use the constantly increasing power of AI in their analyses.

### Discussion: The Power of DevOps in Bioinformatics

DevOps practices that are based on such values as collaboration, automation, and learning are in demand within bioinformatics. By adopting DevOps practices, bioinformatics teams can:

**Streamline Development and Deployment:** Automate the creation, testing, and deployment of pipelines so that the new functionalities and analyses are delivered as quickly as possible.

**Improve Collaboration:** Ensure that there are cooperative spaces for researchers, developers, and data scientists by establishing a common vision of the design of the pipeline and the set of codes.

**Enhance Scalability and Efficiency:** Tap into online services for sudden elasticity and make pipelines ready to deal with more voluminous and numerically sophisticated input data.

**Ensure Reproducibility:** Ensure that work follows a consistent version control and CI/CD process for the purposes of ensuring that all analyses are fully reproducible, as should be the case with all scientific work.

### Future Directions: Artificial Intelligence and Beyond

Thus, with the tendency of the development of new methodologies in the context of bioinformatics, one can predict an even higher rate of increasing the understanding of

the lifecycle processes. Some potential areas of exploration include:

**Advanced AI Models:** An integration of even more evolved models, such as transformer and generative models, can open up fresh possibilities for processing biological datasets.

**Explainable AI (XAI):** When the structures become intricate, seeing the dynamics of an AI model becomes important. It is worth underlining that XAI methods could contribute to either the construction of faith in the result of AI-assisted predictive analysis among researchers or can be useful to provide a basic understanding of the result of such analysis.

**Cloud-Native Pipelines:** The expansion of accessible and efficient cloud-based infrastructures enables the constant advancement of pipelines by simplifying and reducing the time taken for the creation, deposition and running of infrastructures.

Seeing those possibilities, adopting these innovations and building cooperation based on DevOps principles, the bioinformatics teams will be able to bring the AI to the highest level of effectiveness to boost biological advancement.

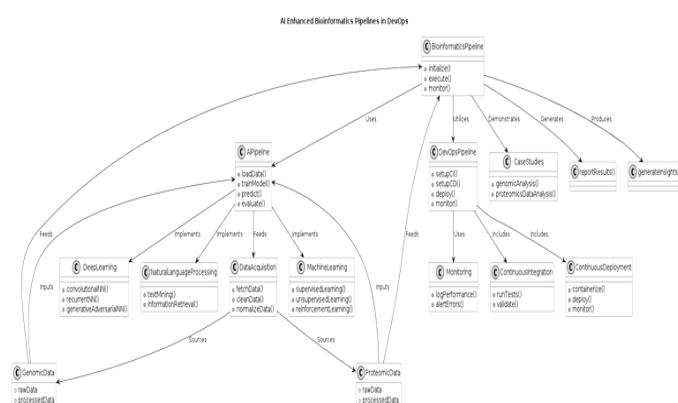


Figure 3: AI Enhanced Bioinformatics Pipelines in DevOps

Table 1: DevOps Tools for Bioinformatics

Tool	Purpose	Key Features
Terraform	Infrastructure as Code	Resource provisioning
Ansible	Configuration Management	Automated setup
Prometheus	Monitoring	Metrics collection
Grafana	Visualization	Dashboards

### Evaluating Pipeline Performance

While F1 score and precision are not directly applicable to bioinformatics pipelines, the following metrics are crucial for evaluating pipeline performance:

**Accuracy:** It is an indicator of the accuracy of the results generated by the pipeline, expressed in percent. For instance, in the field of genomics, for example, in variant calling pipeline accuracy would be the true positive rate and true negative rate divided by the total variants.

**Sensitivity:** This one evaluates the count of correct true positives in the pipeline. In variant calling, a highly sensitive pipeline would be able to detect a high number of actual variant samples.

**Specificity:** This measure shows the degree of accuracy of the true negative in the given pipeline. A specific pipeline would exclude many non-targets or increase the number of false positive results.

**Runtime Efficiency:** This defines the time it takes for the given pipeline to complete an analysis of any task. New pipelines take advantage of containers and clouds, and thus, the scale can easily be adjusted as the dataset grows bigger.

## 6. Conclusion

The inclusion of AI enhancement in pipelines proven by DevOps within bioinformatics is one of the most significant revolutions. As data curation and feature extraction are time-consuming and reduce the researchers' creativity, their outcomes may benefit from employing the proposed approaches. Usually, such patterns of processing data are parallel and distributed by using AI models at scale, which brings investment and speeds up the analysis of big data sets. This not only speeds up the production of bioinformatics knowledge but also the general efficiency of the investigation. The application of AI has significantly enhanced the prognosis of models and classification of bioinformatics. For example, modern trends in machine learning, such as deep learning, can be used in identifying disease subtypes from genomic data and implementing precision medicine. Moreover, natural language processing aids in converting vast scientific databases into bioanalytically applicable NLP databases, which create new hypotheses in biological science as well as further the advancement of bioinformatics as a discipline.

However, there are some issues that still exist; one of which is the lack of consensus in the practices to incorporate AI into DevOps practices in bioinformatics. The lack of best practices is a disadvantage since it reduces the ability to replicate analyses built with AI. Thus, the lack of such requirements is identified as an important issue that should be addressed with the help of industry standards, which in turn will improve the replication and credibility of AI-driven bioinformatics research. Besides, bioinformatics can be considered an actively developing branch due to the constant introduction of new technologies and their impact on data. This constantly evolving environment requires interdisciplinary work involving research from biology, computer science, and statistics to constantly introduce new improvements. Some of these challenges are well managed through the integration of AI and DevOps in the bioinformatics community; this propels the frontiers of research and stirs latent potential in complex biological understanding. Thus, further development of the cooperation between Artificial Intelligence and DevOps in bioinformatic can expand the opportunities to promote the bioinformatic as a prospective line of research, with the application of the

strength points of AI together with the solution of the standardization issues to provide proper and okay rationality of results.

## References

- [1] Xiaotian Hu et al., “Deep learning frameworks for protein–protein interaction prediction,” *Computational and Structural Biotechnology Journal*, Vol.20, pp.3223–3233, 2022. <https://doi.org/10.1016/j.csbj.2022.06.025>
- [2] Runpu Chen, Deep-learning approach to identifying cancer subtypes using high-dimensional genomic data, *Bioinformatics*, Mar; Vol.36, Issue.5, pp.1476–1483, 2020. <https://doi.org/10.1093/bioinformatics/btz769>
- [3] Jeremy Leipzig, A review of bioinformatic pipeline frameworks, *Briefings in Bioinformatics*, May, Vol.18, Issue.3, pp.530–536, 2017. <https://doi.org/10.1093/bib/bbw020>
- [4] Miller D, Arias O, Burstein D. GeNLP: a web tool for NLP-based exploration and prediction of microbial gene function. *Bioinformatics*. Feb 1; Vol.40, Issue.2, 2024. doi: <https://doi.org/10.1093/bioinformatics/btae034>
- [5] Alan T. Bull, The Paradigm Shift: Bioinformatics, Microbial Diversity and Bioprospecting, 2023. <https://doi.org/10.1128/9781555817770.part5>
- [6] Kevin G. Libuit, Accelerating bioinformatics implementation in public health Open Access, 2023. <https://doi.org/10.1099/mgen.0.001051>
- [7] Bioinformatics Pipeline & Tips For Faster Iterations, weka, 2022.

## AUTHORS PROFILE

**Yogesh Ramaswamy** Passionate and visionary Senior DevOps Engineer with 13+ years of experience enhancing IT infrastructure and operations. Adept at optimizing cloud environments, streamlining CI/CD pipelines, and automating deployments for maximum efficiency. Proven track record in driving significant cost savings through innovative solutions and continuous improvement. Committed to leveraging cutting-edge technologies to achieve operational excellence, boost system reliability, and ensure high availability.

